

# Prices for Securities Traded as of 23/04/2020

Printed 23/04/2020 14:50:42.042

## PRICES FOR EQUITY SECURITIES TRADED ON 23/04/2020

S/N	COMPANY	PCLOSE	OOPEN	OPEN	HIGH	LOW	%SPREAD	OCLOSE	CLOSE	CHANGE	%CHANGI	TRADES	VOLUME	VALUE
1	ACADEMY	0.31	-	0.31	-	-	-	-	0.31	-	↓	3	22,850	6,626.50
2	ACCESS	6.25	-	6.25	6.40	6.30	1.56	6.35	6.35	0.10	↑	150	46,808,746	297,338,452.85
3	AFRIPRUD	3.45	-	3.45	3.46	3.46	-	-	3.46	0.01	↑	26	596,986	2,077,710.10
4	AIICO	0.82	-	0.82	0.84	0.82	2.38	-	0.83	0.01	↑	18	2,345,399	1,948,520.84
5	AIRTElafRI	298.90	-	298.90	-	-	-	-	298.90	-	↓	6	24	7,355.30
6	ARDOVA	10.00	-	10.00	9.55	9.45	1.05	9.55	9.55	-0.45	↓	36	1,285,934	12,241,679.25
7	BERGER	6.70	-	6.70	-	-	-	-	6.70	-	↓	14	52,585	325,632.00
8	BETAGLAS	70.00	-	70.00	-	-	-	-	70.00	-	↓	3	258	16,254.00
9	BOCGAS	3.65	-	3.65	-	-	-	-	3.65	-	↓	1	2,380	8,806.00
10	BUACEMENT	34.85	-	34.85	33.00	31.50	4.55	-	33.00	-1.85	↓	27	430,689	13,742,410.30
11	CADBURY	6.30	-	6.30	6.90	6.90	-	-	6.90	0.60	↑	31	481,405	3,315,302.00
12	CAP	23.20	-	23.20	-	-	-	-	23.20	-	↓	2	2,505	56,613.00
13	CAVERTON	2.25	-	2.25	-	-	-	-	2.25	-	↓	10	94,225	230,962.00
14	CHAMPION	0.81	-	0.81	-	-	-	-	0.81	-	↓	7	122,000	92,112.00
15	CHAMS	0.21	-	0.21	-	-	-	-	0.21	-	↓	3	17,600	3,746.00
16	CHELLARAM	2.78	-	2.78	-	-	-	-	2.78	-	↓	1	49	122.99
17	CONOIL	17.40	-	17.40	-	-	-	-	17.40	-	↓	23	92,912	1,567,961.80
18	CORNERST	0.54	-	0.54	-	-	-	-	0.54	-	↓	1	60,000	33,000.00
19	CUSTODIAN	5.75	-	5.75	-	-	-	-	5.75	-	↓	1	400	2,220.00
20	CUTIX	1.20	-	1.20	-	-	-	-	1.20	-	↓	6	40,345	48,863.98
21	DANGCEM	136.00	-	136.00	131.50	129.80	1.29	-	131.50	-4.50	↓	186	2,289,798	297,419,178.10
22	DANGSUGAR	12.35	-	12.35	12.00	12.00	-	-	12.00	-0.35	↓	49	1,809,541	21,704,687.35
23	ETERNA	2.39	-	2.39	-	-	-	-	2.39	-	↓	14	532,200	1,150,702.00
24	ETI	5.00	-	5.00	4.80	4.50	6.25	-	4.50	-0.50	↓	60	7,474,404	34,090,952.70
25	FBNH	4.25	-	4.25	4.45	4.25	4.49	4.45	4.45	0.20	↑	276	32,641,168	141,031,918.00

Prices for Securities Traded as of 23/04/2020

Printed 23/04/2020 14:50:42.042

S/N	COMPANY	PCLOSE	OOPEN	OPEN	HIGH	LOW	%SPREAD	OCLOSE	CLOSE	CHANGE	%CHANGI	TRADES	VOLUME	VALUE	
26	FCMB	1.60	-	1.60	1.53	1.53	-	-	1.53	-0.07	↓	-4.37	35	1,567,642	2,417,099.28
27	FIDELITYBK	1.82	-	1.82	1.81	1.80	0.55	1.80	1.80	-0.02	↓	-1.10	42	2,208,476	3,981,036.78
28	FIDSON	2.45	-	2.45	-	-	-	-	2.45	-	→	-	13	526,200	1,210,936.00
29	FLOURMILL	21.00	-	21.00	-	-	-	-	21.00	-	→	-	19	164,669	3,408,455.60
30	GLAXOSMITH	5.40	-	5.40	-	-	-	-	5.40	-	→	-	21	152,576	775,799.00
31	GUARANTY	18.60	-	18.60	19.00	18.90	0.53	-	18.90	0.30	↑	1.61	359	13,562,340	256,714,819.90
32	GUINNESS	19.00	-	19.00	19.25	18.90	1.82	-	18.90	-0.10	↓	-0.53	191	2,042,763	38,844,833.90
33	HONYFLOUR	1.00	-	1.00	-	-	-	-	1.00	-	→	-	18	412,171	387,487.88
34	IKEJAHOTEL	1.07	-	1.07	-	-	-	-	1.07	-	→	-	1	1,400	1,470.00
35	INTBREW	5.00	-	5.00	5.00	5.00	-	-	5.00	-	→	-	20	1,019,410	5,101,050.00
36	JAIZBANK	0.50	-	0.50	0.55	0.55	-	-	0.55	0.05	↑	10.00	13	596,195	323,739.85
37	JBERGER	25.80	-	25.80	-	-	-	-	25.80	-	→	-	60	530,249	13,348,900.70
38	LASACO	0.25	-	0.25	-	-	-	-	0.25	-	→	-	5	75,000	18,600.00
39	LAWUNION	1.00	-	1.00	-	-	-	-	1.00	-	→	-	2	4,781	4,494.14
40	LEARNAFRCA	1.03	-	1.03	-	-	-	-	1.03	-	→	-	2	3,000	3,003.00
41	LINKASSURE	0.58	-	0.58	0.63	0.53	15.87	-	0.53	-0.05	↓	-8.62	9	658,000	366,020.00
42	LIVESTOCK	0.70	-	0.70	0.65	0.65	-	-	0.65	-0.05	↓	-7.14	9	297,076	195,405.74
43	MANSARD	1.58	-	1.58	-	-	-	-	1.58	-	→	-	1	4,400	6,996.00
44	MAYBAKER	2.70	-	2.70	-	-	-	-	2.70	-	→	-	20	303,318	743,497.60
45	MBENEFIT	0.20	-	0.20	-	-	-	-	0.20	-	→	-	1	8,110	1,622.00
46	MEYER	0.50	-	0.50	-	-	-	-	0.50	-	→	-	1	588	294.00
47	MOBIL	160.90	-	160.90	-	-	-	-	160.90	-	→	-	12	6,063	1,058,904.60
48	MRS	13.80	-	13.80	-	-	-	-	13.80	-	→	-	7	51,696	696,657.85
49	MTNN	100.00	-	100.00	-	-	-	-	100.00	-	→	-	72	304,833	31,652,061.50
50	NAHCO	2.25	-	2.25	-	-	-	-	2.25	-	→	-	11	87,655	196,521.80

Prices for Securities Traded as of 23/04/2020

Printed 23/04/2020 14:50:42.042

S/N	COMPANY	PCLOSE	OOPEN	OPEN	HIGH	LOW	%SPREAD	OCLOSE	CLOSE	CHANGE	%CHANGI	TRADES	VOLUME	VALUE
51	NASCON	10.05	-	10.05	-	-	-	-	10.05	-	-	26	225,083	2,272,651.40
52	NB	34.50	-	34.50	-	-	-	-	34.50	-	-	55	554,482	17,289,517.20
53	NEIMETH	0.60	-	0.60	-	-	-	-	0.60	-	-	5	207,500	119,220.00
54	NEM	2.20	-	2.20	2.20	2.20	-	-	2.20	-	-	9	306,430	673,643.00
55	NESTLE	975.00	-	975.00	910.00	910.00	-	-	910.00	-65.00	-6.67	99	1,800,106	1,637,989,408.80
56	NIGERINS	0.20	-	0.20	-	-	-	-	0.20	-	-	3	2,727	545.40
57	OANDO	2.30	-	2.30	2.30	2.29	0.43	2.30	2.30	-	-0.43	49	2,785,912	6,409,017.54
58	OKOMUOIL	55.05	-	55.05	-	-	-	-	55.05	-	-	13	3,273	184,902.50
59	PRESCO	36.45	-	36.45	-	-	-	-	36.45	-	-	4	4,410	159,787.50
60	PZ	4.25	-	4.25	-	-	-	-	4.25	-	-	15	69,752	293,601.65
61	REDSTAREX	2.90	-	2.90	-	-	-	-	2.90	-	-	10	136,550	396,595.00
62	ROYALEX	0.20	-	0.20	0.21	0.21	-	-	0.21	0.01	5.00	8	457,558	96,992.18
63	SEPLAT	494.40	-	494.40	-	-	-	-	494.40	-	-	12	3,231	1,437,795.00
64	SFSREIT	69.30	-	69.30	-	-	-	-	69.30	-	-	1	65	4,056.00
65	SKYAVN	1.80	-	1.80	1.67	1.67	-	-	1.67	-0.13	-7.22	2	480,000	801,600.00
66	STANBIC	27.50	-	27.50	28.50	28.50	-	-	28.50	1.00	3.64	28	689,746	19,637,654.30
67	STERLNBANK	1.31	-	1.31	1.33	1.26	5.26	1.26	1.26	-0.05	-3.82	11	537,294	707,777.33
68	SUNUASSUR	0.20	-	0.20	0.20	0.20	-	-	0.20	-	-	7	1,100,299	220,059.80
69	TOTAL	96.30	-	96.30	-	-	-	-	96.30	-	-	21	22,677	2,043,426.50
70	TRANSCORP	0.73	-	0.73	0.73	0.69	5.48	0.72	0.72	-0.01	-1.37	37	3,139,956	2,222,910.91
71	UACN	7.50	-	7.50	6.75	6.75	-	-	6.75	-0.75	-10.00	27	697,164	4,705,857.00
72	UAC-PROP	0.82	-	0.82	-	-	-	-	0.82	-	-	4	24,999	22,449.10
73	UBA	5.85	-	5.85	6.00	5.95	0.83	5.95	5.95	0.10	1.71	159	8,915,708	53,359,603.85
74	UBN	6.50	-	6.50	-	-	-	-	6.50	-	-	6	18,344	122,843.50
75	UCAP	2.20	-	2.20	2.42	2.20	9.09	2.40	2.40	0.20	9.09	142	13,870,469	32,640,727.68

Prices for Securities Traded as of 23/04/2020


Printed 23/04/2020 14:50:42.042

S/N	COMPANY	PCLOSE	OOPEN	OPEN	HIGH	LOW	%SPREAD	OCLOSE	CLOSE	CHANGE	%CHANGI	TRADES	VOLUME	VALUE
76	UNILEVER	11.00	-	11.00	-	-	-	-	11.00	-	↓	17	80,958	931,924.25
77	UNITYBNK	0.44	-	0.44	0.45	0.42	6.67	-	0.45	0.01	↑	14	1,103,424	474,336.28
78	UPL	0.96	-	0.96	-	-	-	-	0.96	-	↓	1	9,999	10,198.98
79	VITAFOAM	4.25	-	4.25	4.51	4.50	0.22	-	4.51	0.26	↑	17	358,221	1,600,751.29
80	WAPCO	11.35	-	11.35	11.70	11.65	0.43	11.70	11.70	0.35	↑	199	9,099,468	106,446,233.15
81	WAPIC	0.27	-	0.27	0.28	0.27	3.57	-	0.28	0.01	↑	14	4,444,617	1,203,470.15
82	WEMABANK	0.55	0.58	0.58	0.60	0.57	5.00	-	0.60	0.05	↑	69	9,155,109	5,444,485.59
83	ZENITHBANK	13.75	-	13.75	14.00	13.65	2.50	-	13.90	0.15	↑	399	19,376,842	268,430,996.50
<b>Total</b>												<b>3,381</b>	<b>201,475,387</b>	<b>3,358,276,535.51</b>

**Prices for Securities Traded as of 23/04/2020**

Printed 23/04/2020 14:50:42.042




**PRICES FOR ETF SECURITIES TRADED ON 23/04/2020**

<u>S/N</u>	<u>COMPANY</u>	<u>PCLOSE</u>	<u>OPEN</u>	<u>HIGH</u>	<u>LOW</u>	<u>%SPREAD</u>	<u>CLOSE</u>	<u>CHANGE</u>	<u>%CHANG</u>	<u>TRADES</u>	<u>VOLUME</u>	<u>VALUE</u>
1	NEWGOLD	7,280.00	7,280.00	7,280.00	7,280.00		- 7,280.00		-	1	100	728,000.00
<b>Total</b>										<b>1</b>	<b>100</b>	<b>728,000.00</b>

**Prices for Securities Traded as of 23/04/2020**

Printed 23/04/2020 14:50:42.042

**PRICES FOR BOND SECURITIES TRADED ON 23/04/2020**

<u>S/N</u>	<u>COMPANY</u>	<u>PCLOSE</u>	<u>OPEN</u>	<u>HIGH</u>	<u>LOW</u>	<u>%SPREAD</u>	<u>CLOSE</u>	<u>CHANGE</u>	<u>%CHANGE</u>	<u>TRADES</u>	<u>VOLUME</u>	<u>VALUE</u>
1	FGS202129	100.00	100.00	100.00	100.00	-	100.00	0.00 	-	1	93	93,000.00
2	FGS202141	100.00	100.00	100.00	100.00	-	100.00	0.00 	-	1	530	530,000.53
3	FGS202143	105.00	105.00	100.00	100.00	-	100.00	-5.00 	-4.76	1	2,520	2,520,000.00
<b>Total</b>										<b>3</b>	<b>3,143</b>	<b>3,143,000.53</b>